

Internal Quality Assurance Cell

MES Asmabi College (2023-24)

University Examination Results - Programme-wise Results

Undergraduate Programs

Program Code	Program Name	Students Appeared	Students Passed	Pass Percentage
BAEC	B.A. Economics	48	37	77.08%
BAEG	B.A. English Literature and Literature	49	45	91.84%
BCCO	B.Com. Co-operation	64	53	82.81%
BSBT	B.Sc. Botany	37	20	54.05%
BSMT	B.Sc. Mathematics	22	9	40.91%
BSAQ	B.Sc. Aquaculture	44	25	56.82%
BSPH	B.Sc. Physics	24	8	33.33%
BCCA	B.Com. Computer Application	53	38	71.70%
BCFN	B.Com. Finance	59	45	76.27%
BBAM	B.B.A. Marketing	55	22	40.00%
BCAL	B.C.A. Core-Computer Application	47	29	61.70%
BAMC	B.A. Mass Communication	38	14	36.84%
BSPY	B.Sc. Psychology	44	36	81.82%
BVLM	B.Voc-Logistic Management	46	37	80.43%
BVDF	B.Voc-Digital Film Production	25	8	32.00%
BVFP	B.Voc-Fish Processing Technology	21	6	28.57%
BVTH	B.Voc-Tourism & Hospitality Management	39	13	33.33%

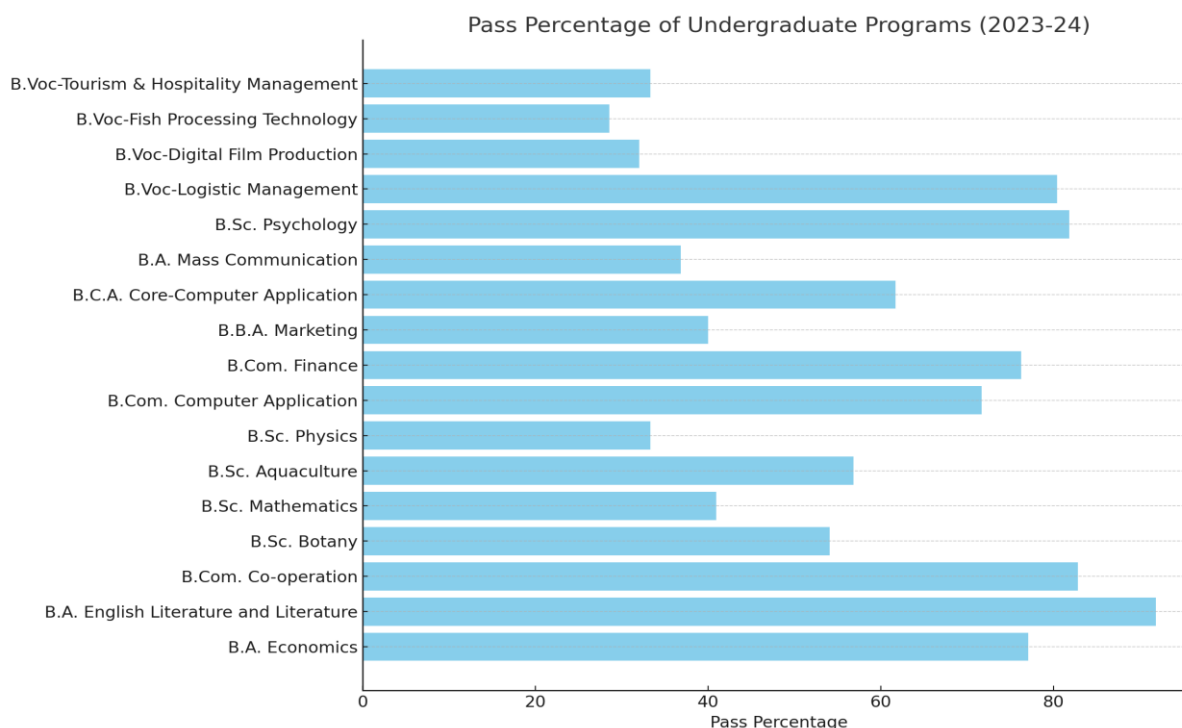
Postgraduate Programs

Program Code	Program Name	Students Appeared	Students Passed	Pass Percentage
MCMF	M.Com. Financial Management	27	22	81.48%
MENG	M.A. English Language and Literature	22	13	59.09%
MSBT	M.Sc. Botany	17	13	76.47%
MAEC	M.A. Economics	22	14	63.64%

Program Code	Program Name	Students Appeared	Students Passed	Pass Percentage
MCMM	M.Com. Marketing	19	17	89.47%
MSPH	M.Sc Physics	14	6	42.86%

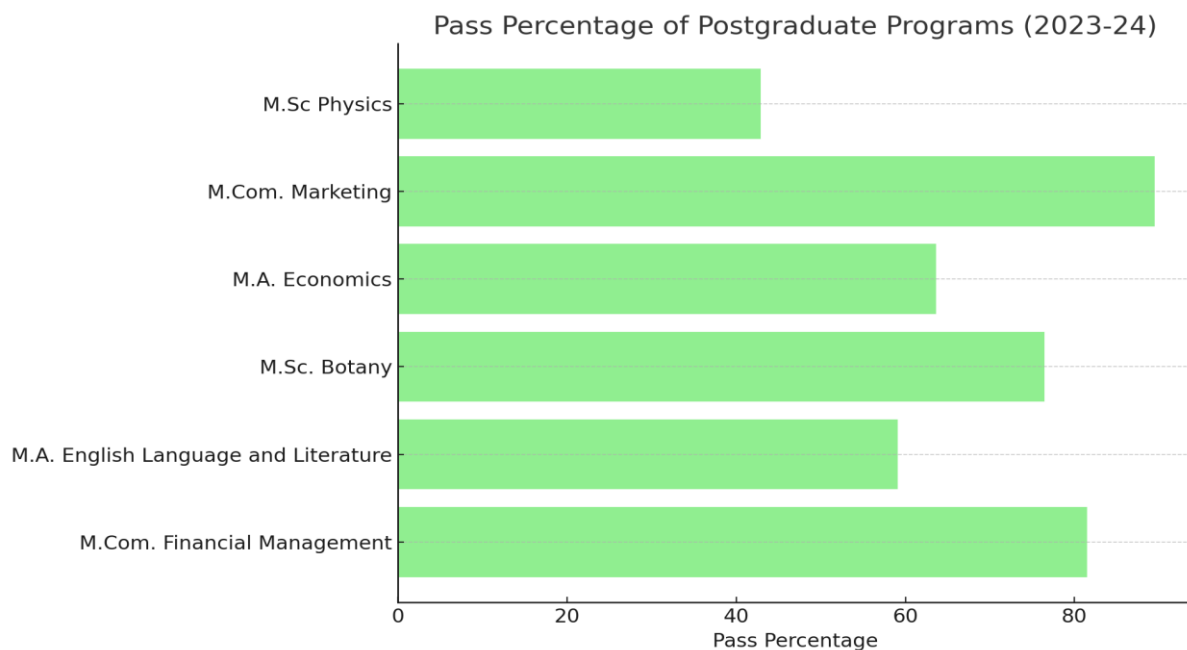
Summary of Results

Undergraduate Programs:



- **High Pass Percentage:**
 - B.A. English Literature and Literature (91.84%)
 - B.Sc. Psychology (81.82%)
 - B.Com. Co-operation (82.81%)
 - B.Voc-Logistic Management (80.43%)
- **Moderate Pass Percentage:**
 - B.A. Economics (77.08%)
 - B.Com. Finance (76.27%)
 - B.Com. Computer Application (71.70%)
 - B.C.A. Core-Computer Application (61.70%)
- **Low Pass Percentage:**
 - B.Sc. Physics (33.33%)
 - B.Voc-Digital Film Production (32.00%)
 - B.Voc-Fish Processing Technology (28.57%)
 - B.Sc. Botany (54.05%)
 - B.Sc. Aquaculture (56.82%)
 - B.Sc. Mathematics (40.91%)
 - B.B.A. Marketing (40.00%)
 - B.A. Mass Communication (36.84%)

Postgraduate Programs:



- **High Pass Percentage:**
 - M.Com. Marketing (89.47%)
 - M.Com. Financial Management (81.48%)
- **Moderate Pass Percentage:**
 - M.Sc. Botany (76.47%)
 - M.A. Economics (63.64%)
- **Low Pass Percentage:**
 - M.A. English Language and Literature (59.09%)
 - M.Sc. Physics (42.86%)

Overall Comments and action to be taken

The overall performance of MES Asmabi College for the academic year 2023-24 exhibits varied results across different programs. Noteworthy achievements include high pass percentages in undergraduate programs such as B.A. English Literature and Literature, B.Sc. Psychology, and B.Com. Co-operation, as well as postgraduate programs like M.Com. Marketing and M.Com. Financial Management. These results reflect strong academic performance and effective teaching methodologies in these programs.

However, several programs show lower pass percentages, indicating areas that may require focused intervention and support. For instance, programs like B.Sc. Physics, B.Voc-Digital Film Production, and B.Voc-Fish Processing Technology at the undergraduate level, and M.Sc. Physics at the postgraduate level, need attention to enhance student outcomes.

The college's commitment to continuous improvement and academic excellence should focus on identifying the challenges faced by students in these programs and implementing targeted strategies to address them. This could include enhanced academic support, additional tutoring, curriculum adjustments, and better resource allocation.

By leveraging the strengths and addressing the areas for improvement, the College can aim for even higher overall pass percentages in future academic years.

Certificate of Registration



This is to Certify That The Quality Management System of

MES ASMABI COLLEGE

P. VEMBALLUR P.O., KODUNGALLUR, THRISSUR - 680 671,
KERALA, INDIA.

has been audited and conformed to be in accordance with the requirements of

ISO 9001:2015

The Quality Management System is Applicable to :

PROVIDING EDUCATION SERVICES OF UG, PG AND Ph.D IN
SCIENCE, HUMANITIES, LANGUAGE, MANAGEMENT, AND
VOCATIONAL PROGRAMES.

Certificate No	: QDE33223	Issuance Date	: 07/03/2023
Initial Registration Date	: 07/03/2023		
Date of Expiry	: 06/03/2026		
1st Surve. Due	: 07/02/2024	2nd Surve. Due	: 07/02/2025


Director



Aambitious Assessment Pvt. Ltd.

D-9, Sector 03, Noida, Gautam Buddha Nagar, Uttar Pradesh - 201301, India.

e-mail: info@aapcertification.in, website: www.aapcertification.in

Certificate Verification: Certificate Validity can be re-checked at www.aapcertification.in

This certificate is a property of Aambitious Assessment Pvt. Ltd. and shall be returned immediately when demanded

*Validity of the certificate is subject to successful completion of surveillance audit on or before due date

ISO 9001:2015



EXIT SURVEY ANALYSIS

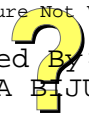


AN IQAC INITIATIVE

MES ASMABI COLLEGE

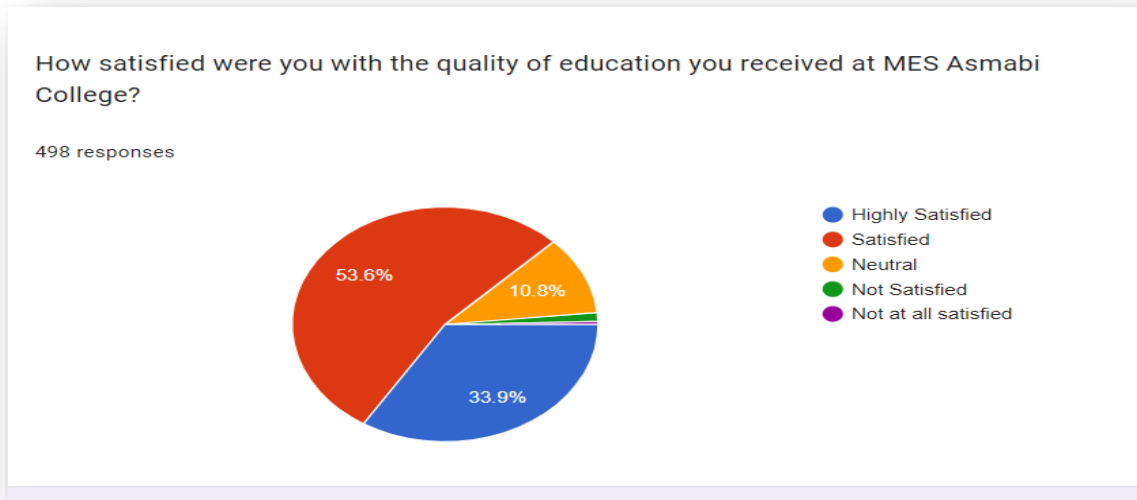
Signature Not Verified

Signed By: A
BijuA BIJU



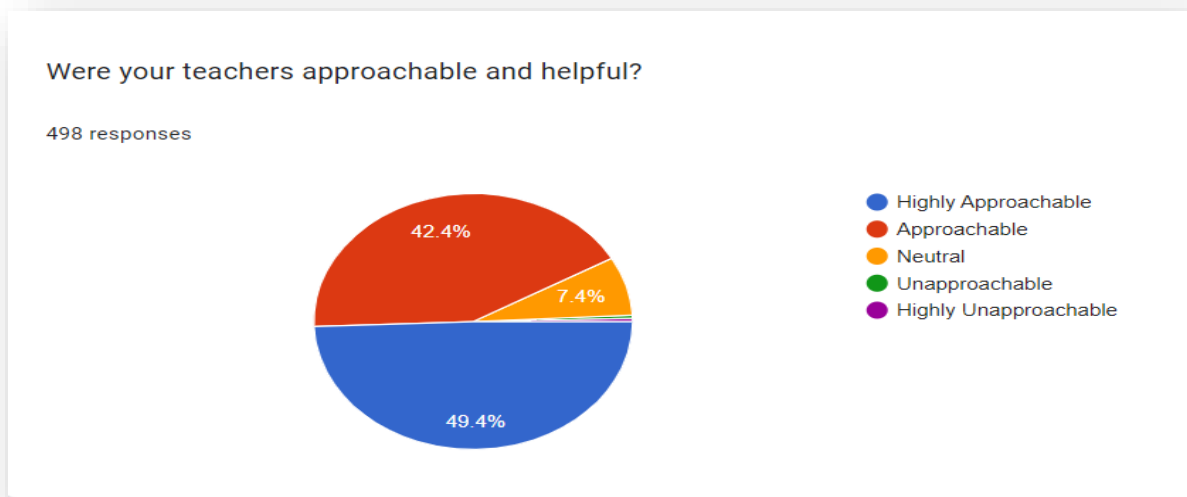
EXIT SURVEY RESULT

1. Satisfaction on Quality of Education



53.6% of the students expressed satisfaction with the quality of education received from the college. 33.9% reported being highly satisfied, while 10.8% reported feeling neutral about their experience. Overall, the majority of respondents are satisfied with the quality of education provided.

2. Approachable and Helpful Attitude of the Teachers



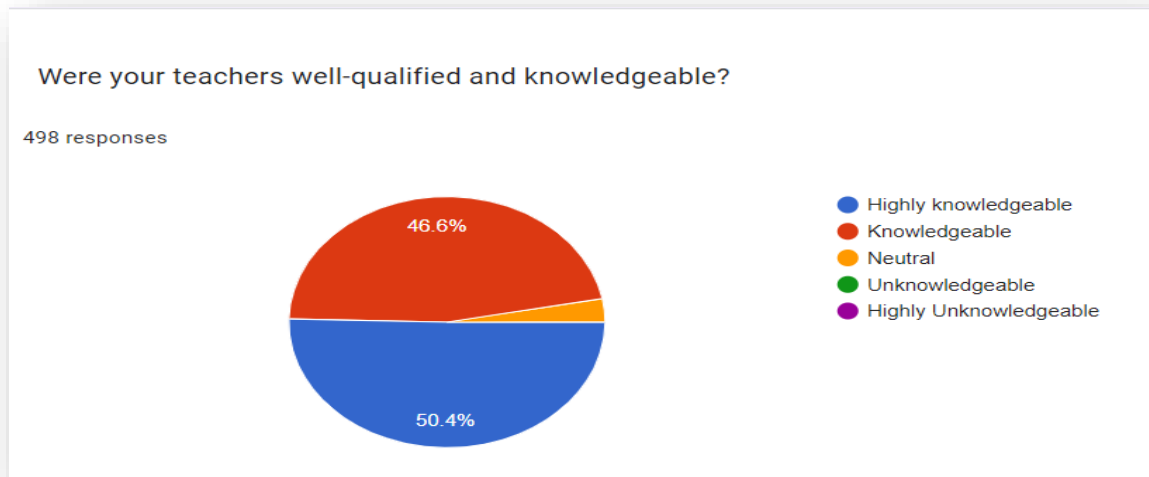
49.4% of the students state that their teachers are highly approachable, while 42.4% acknowledge their teachers as approachable and helpful. A remaining 7.4% adopt a neutral

Signature Not Verified

Signed By: A
BijuA BIJU

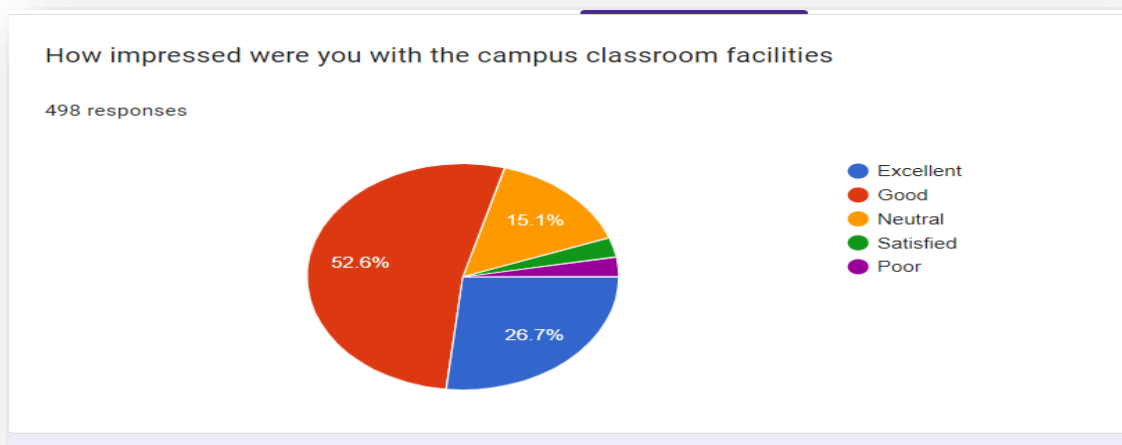
stance. This comprehensive analysis suggests a prevailing sentiment among students that their teachers are indeed accessible and supportive.

3. Qualification and Knowledge of Teachers



50.4% of the students opined that their teachers are highly knowledgeable, while 46.6% acknowledge their teachers as knowledgeable. Overall it shows that teachers are knowledgeable.

4. Campus Classroom Facilities

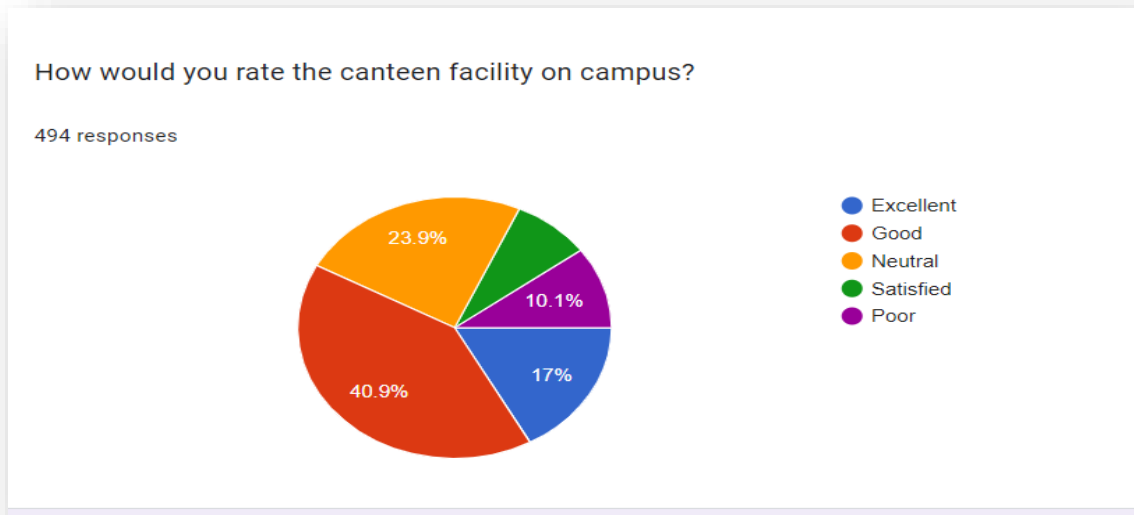


52.6% of respondents acknowledge that the campus classroom facilities are good, with an additional 26.7% rating them as excellent. Another 15.1% remain neutral. Collectively, these responses suggest a positive perception of the campus classroom facilities as being good and they are impressed about it.

Signature Not Verified

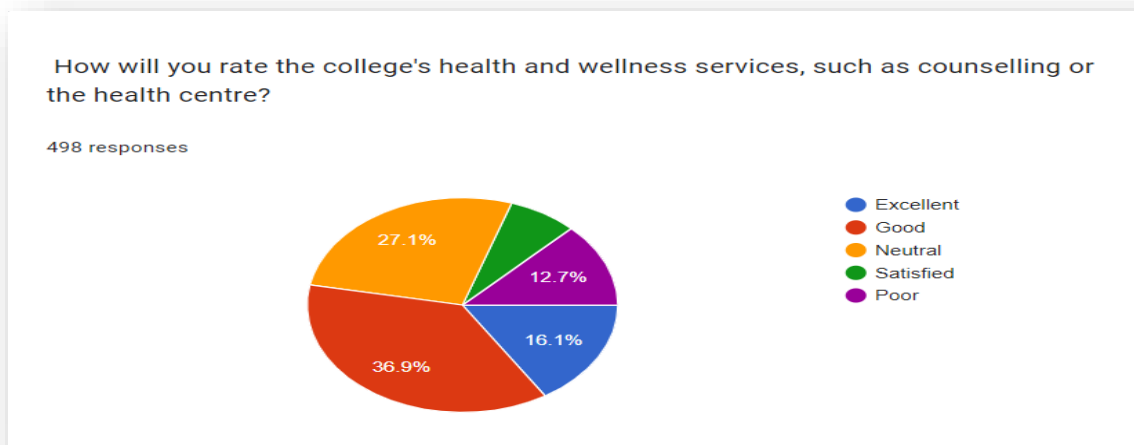
Signed By: A
BijuA BIJU

5. Canteen Facility in the Campus



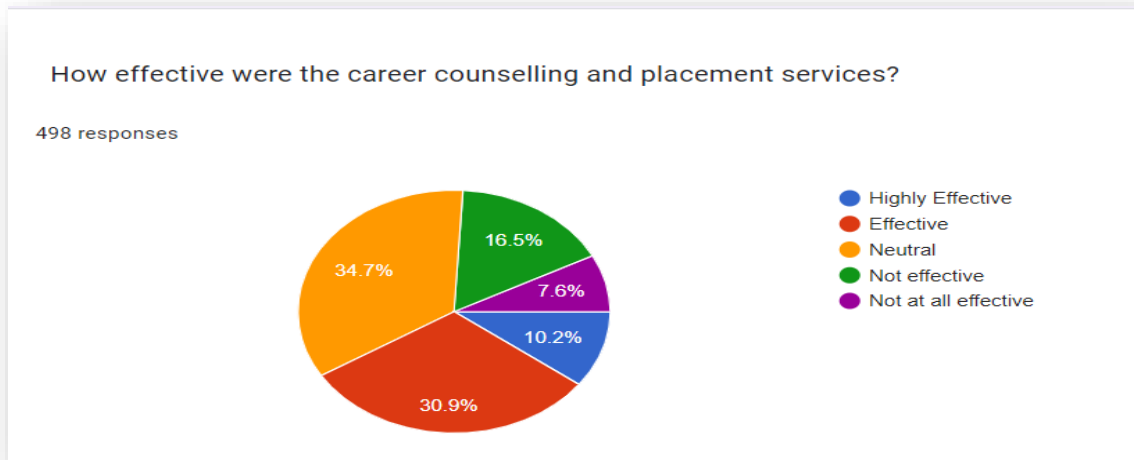
40.9% of respondents express satisfaction with the canteen facilities in the college, while 17% rate them as excellent. 23.9% remain neutral, and 10.1% deem them as poor. Overall, the respondents consider the canteen facilities in the college to be good.

6. Health and wellness services.



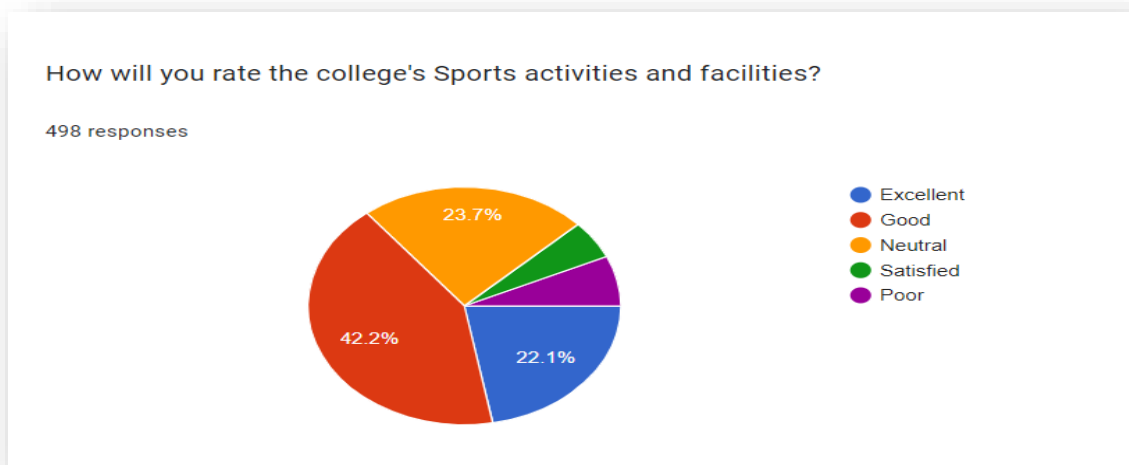
36.9% of respondents rate the college's health and wellness services, such as counselling and health centres, as good, while 16.1% perceive them as excellent. Meanwhile, 27.1% remain neutral, and 12.7% consider them poor. Despite varied opinions, the overall assessment suggests that the college's health and wellness services are generally viewed favourably.

7. Effectiveness of Career Counselling and Placement Services



34.7% of respondents remain neutral regarding their opinion on the career counselling and placement services offered by the college. Meanwhile, 30.9% find them effective, while 16.5% consider them ineffective. Additionally, 10.2% express high satisfaction. Overall, respondents predominantly hold a neutral stance regarding the effectiveness of the career counselling and placement services provided by the college but 30.9% students express better opinion about it.

8. Sports Activities and Facilities



42.2% of respondents express good opinion about the college's sports activities and facilities, with an additional 22.1% rating them as excellent. Meanwhile, 23.7% remain neutral. Collectively, these responses suggest that students have good opinion of the college's sports activities and facilities.

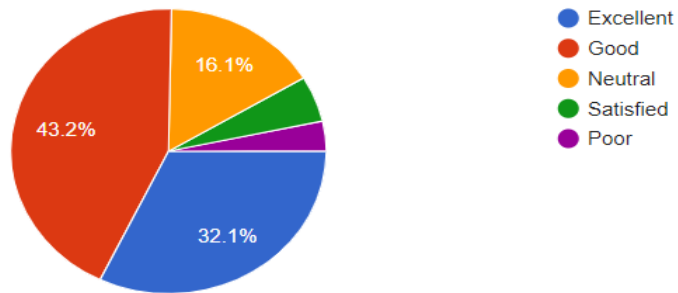
Signature Not Verified

Signed By: A
BijuA BIJU

9.Arts Club Facilities

How will you rate the college's Arts club facilities?

498 responses

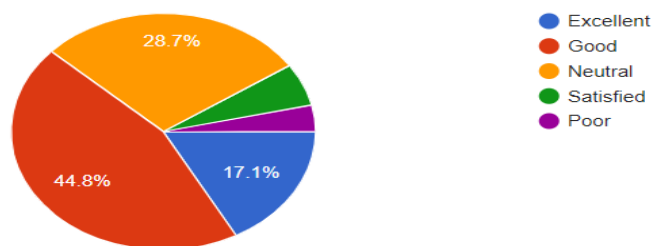


The respondents rate the college's arts club facilities as good (43.2%), with an additional 32.1% rating them as excellent. Meanwhile, 16.1% remain neutral. Overall, the respondents' feedback indicates a positive perception of the college's arts club facilities as being good.

10. ICT resources

How would you assess the college's ICT resources?

498 responses



48 % of the respondents reported that the college's ICT resources are good, while 17.1% consider them excellent. Meanwhile, 28.7% remain neutral. Overall, the feedback suggests that the ICT resources in the college are considered good.

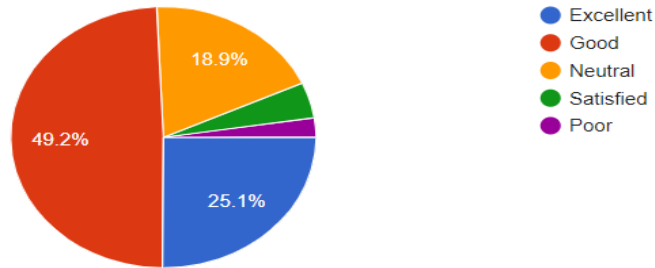
11. Opinion on College Culture

Signature Not Verified

Signed By: A
BijuA BIJU

What is your opinion of the collegiate culture?

498 responses

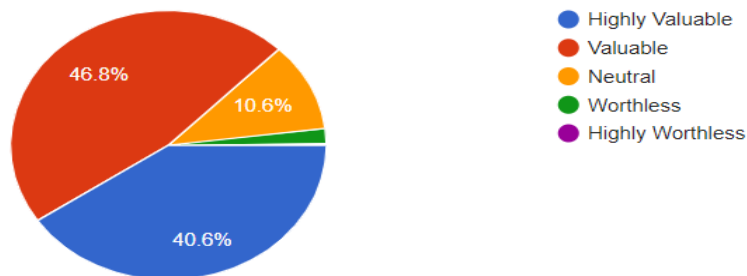


Among the respondents, 49.2% perceive the culture in the college as good, with an additional 25.1% rating it as excellent. 18.9% remain neutral. Overall, the collective opinion of the respondents indicates that the culture in the college is considered good.

12. Overall Experience in the College

How much do you value your overall college experience?

498 responses



46.8% of respondents perceive their college experience as valuable, with an additional 40.6% considering it highly valuable. Meanwhile, 10.6% remain neutral. Overall, the responses suggest that the respondents find their overall college experience to be valuable.

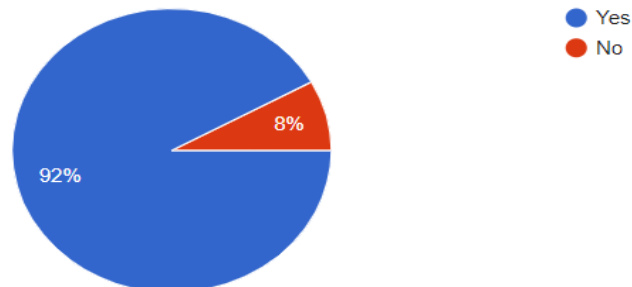
13. Intention to Recommend the College

Signature Not Verified

Signed By: A
BijuA BIJU

Would you advise potential students to attend MES Asmabi College?

498 responses



92% of the respondents recommend the college to the potential students, while the remaining 8% express dissent. Overall, the majority of respondents advise potential students to consider selecting the college.

Qualitative Opinion of the Respondents collected from the Survey

- Campus should be spacious
- Conduct more programme relate to mental health and fitness
- Improve placement service

OVERALL ANALYSIS

Overall, the majority of students are satisfied with their college experience. They appreciate the quality of education, supportive teachers, and good campus facilities such as classrooms, canteens, and health services. They also enjoy participating in sports, arts clubs, and utilizing ICT resources. Although there is some uncertainty about career services, students generally have a positive view of the college culture. They consider their college experience is valuable and would recommend others to join as well.

Signature Not Verified

Signed By: A
BijuA BIJU



MES ASMABI COLLEGE

Affiliated to University of Calicut, P.Vemballur, Kodungallur, Thrissur Dist., Kerala, Pin: 680671
Phone: 0480 2859032, Email: principal.mesasmabi@gmail.com Website: www.mesasmabicollege.edu.in

Certificate Course Information Booklet



”
2023-24

CERTIFICATE COURSES FOR ACADEMIC YEAR 2023-24

SLN o.	Name of the Coordinator	Course Title	Department
1	Dr. Amitha P Mani	English for Competitive Examinations	English
2	Jameelathu KA	Environmental Studies	English
3	Sabitha MM	Contemporary Grammar & English Usage	English
4	VeenaLekshmi UR	Communication Made Easy	English
5	Dr. Jisha KC	Intellectual Property Rights	Botany
6	Dr. MP Nisar	Research methodology and Data Analysis using Statistical Software	Economics
7	Jabin TH	Office Automation Tools for All	Computer Applications
8	Vaishna PU	Modern technologies in food packaging	Fish Processing Technology
9	Abdul Yafiz KA	Warehouse Management	Logistics Management
10	Dr. Amitha Bachan KH	Geoinformatics and Mapping	Botany
11	Dr. Girija TP	Nursery and Landscaping	Botany
12	Lathif Penath	Art and Science of Communication: Professional Perspective	Psychology
13	Lathif Penath	Gender Equality: Major Perspectives	Psychology
14	Reshma AR	Professional skill development	Commerce & Management Studies
15	Daliya KM	Certificate course on office automation	
16	Reshma KR	Risk Management	
17	Rashida MS	Art of Ad Film Making	Digital Film Production
18	Sumayya KI	Zumba	Mass Communication
19	Dr Kesavan K	Professional Ethics	Aquaculture
20	Deepa KA & Dr Sefiya KM	MS Office	Commerce

ADD ON COURSES FOR ACADEMIC YEAR 2023-24

SLN o.	Name of the Coordinator	Course Title	Department
21	Mona V M	Drafting Research papers	English
22	Dr. Reshmi S	An Introduction to Literary Criticism	English
23	Nazeema M K	Mushroom Cultivation	Botany
24	Keerthana S V	MS Office Training	Mathematics





MES ASMABI COLLEGE

Affiliated to University of Calicut

P.Vemballur, Kodungallur, Thrissur Dist., Kerala, Pin: 680671
Phone: 0480 2859032, Email: principal.mesasmabi@gmail.com
Website: www.mesasmabicollege.edu.in

No: 2023110110761



OTTOTRACTIONS
Energy-Engineering-Environment

Green Audit Certificate

This is to certify that the M.E.S Asmabi College, P.Vemballur has conducted "Green Audit" to assess the Carbon foot print, Green initiatives, Waste management, Water management, Energy management, Environment awareness activities etc.

The data collection has been carried out diligently and truthfully.

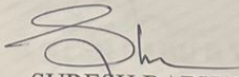
All reasonable professional skill, care and diligence had been taken in preparing the green audit report and the contents thereof are a true representation of the facts; Adequate training provided to personnel involved in daily operations after implementation of recommendations;

and the college has submitted necessary data and credentials for verification.

The green audit for the year 2018-23 has been carried out in accordance with the various rules and regulations in India.

The efforts taken by the management, faculty and the students towards environment and sustainability are highly appreciated.

Dated this 01th day of November 2023.


SURESH BABU B V
ACCREDITED ENERGY AUDITOR
AEA-33, BUREAU OF ENERGY EFFICIENCY
GOVERNMENT OF INDIA



Devinagar - 170, Valiyavila, Thirumala P O, Thiruvananthapuram- 695006
Mob : +91 9447068747, +91 9447621674
E-mail : aea@ottotractions.com, otenergy@gmail.com
www.ottotractions.com