



MES Asmabi College

STAKEHOLDER'S FEEDBACK 2018-19



STUDENTS

TEACHERS

ALUMNI

EMPLOYER

CURRICULUM AND ITS TRANSACTION

1.4.1



Index

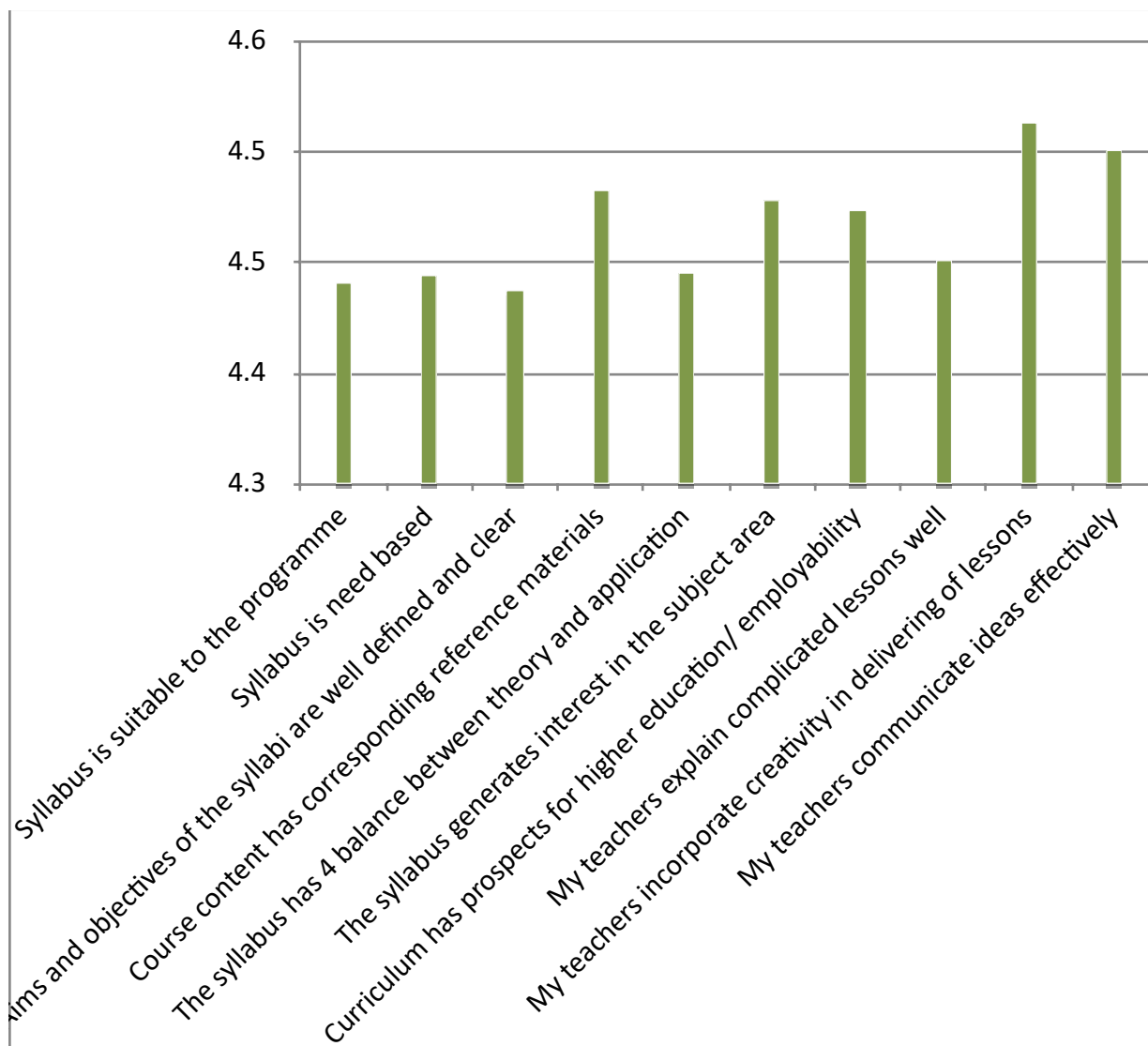
Feedback on Curriculum and its transaction		
Sl. No.	Stakeholders	Page No
1	Students feedback	3
2	Teachers feedback	17
3	Alumni feedback	20
4	Employer feedback	23

Students feedback

Students Satisfaction Survey

2018-19

Aspects	Mean Score
Syllabus is suitable to the programme	4.436
Syllabus is need based	4.440
Aims and objectives of the syllabi are well defined and clear	4.430
Course content has corresponding reference materials	4.499
The syllabus has 4 balance between theory and application	4.444
The syllabus generates interest in the subject area	4.492
Curriculum has prospects for higher education/ employability	4.486
My teachers explain complicated lessons well	4.451
My teachers incorporate creativity in delivering of lessons	4.545
My teachers communicate ideas effectively	4.526



Based on the provided data, it seems to be a survey or evaluation of various aspects related to the syllabus, course content, and teaching methods. Here's an interpretation of each aspect based on its mean score:

Syllabus is suitable to the programme (4.436): This suggests that respondents generally find the syllabus aligned well with the objectives and requirements of the program.

Syllabus is need-based (4.440): This indicates that the syllabus is perceived to be tailored to the needs of the students and the program, addressing relevant topics and skills.

Aims and objectives of the syllabi are well defined and clear (4.430): This suggests that the goals and intentions behind the syllabi are effectively communicated and understood.

Course content has corresponding reference materials (4.499): This reflects positively on the availability and relevance of supplementary materials that support the course content, enhancing the learning experience.

The syllabus has a balance between theory and application (4.444): This indicates that there's a perceived equilibrium between theoretical concepts and practical application within the syllabus.

The syllabus generates interest in the subject area (4.492): This suggests that the syllabus is engaging and motivating, sparking interest among students in the subject matter.

Curriculum has prospects for higher education/employability (4.486): This implies that the curriculum prepares students well for further education or employment opportunities, indicating its practical relevance.

Moving on to teacher-related aspects:

My teachers explain complicated lessons well (4.451): This suggests that the teachers are effective in simplifying and conveying complex concepts to students.

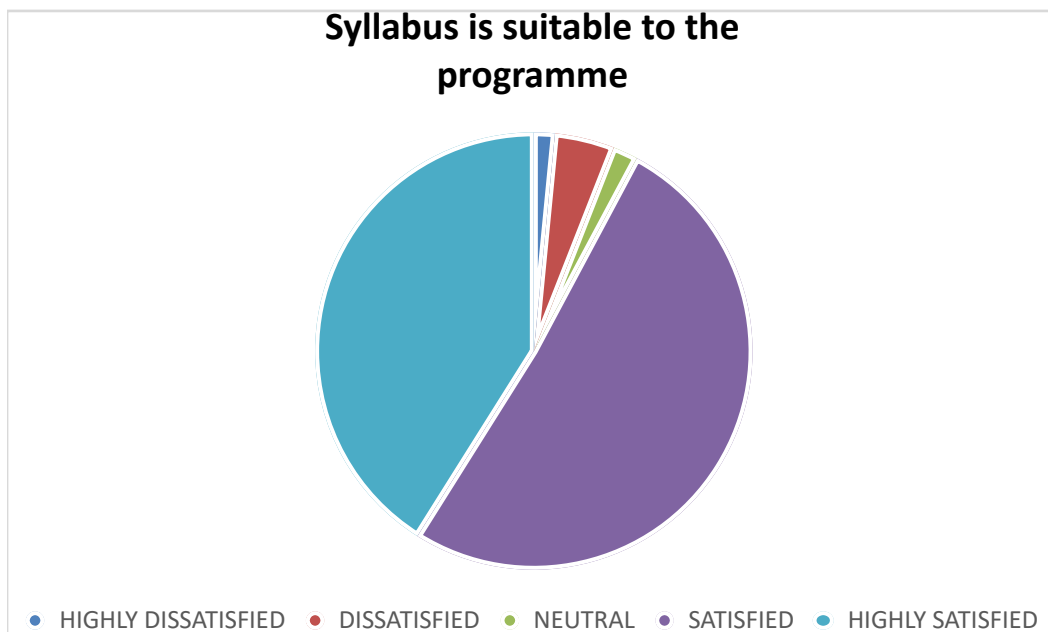
My teachers incorporate creativity in delivering lessons (4.545): This indicates that teachers employ innovative and imaginative methods in their teaching, which can enhance student engagement and comprehension.

My teachers communicate ideas effectively (4.526): This implies that teachers are skilled in conveying ideas clearly and understandably to their students, facilitating effective learning.

Overall, these mean scores suggest a positive perception of the syllabus, course content, and teaching methods among the respondents.

Syllabus is suitable to the programme:

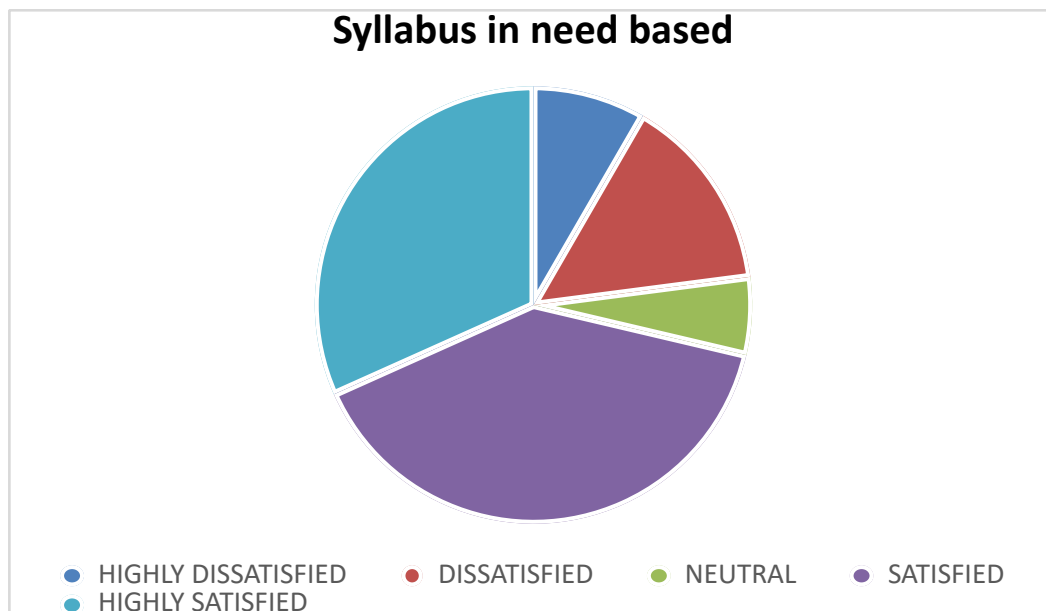
Level of Satisfaction	Frequency	Percent
HIGHLY DISSATISFIED	15	1.540
DISSATISFIED	43	4.415
NEUTRAL	18	1.848
SATISFIED	498	51.129
HIGHLY SATISFIED	400	41.068
Total	974	100



Based on the data provided, it's evident that the majority of respondents, comprising 92.197%, express satisfaction or higher levels of satisfaction with the suitability of the syllabus to the program. Specifically, 51.129% of respondents are satisfied, while 41.068% are highly satisfied. Dissatisfaction is relatively low, with only 5.955% of respondents expressing either dissatisfaction (4.415%) or high dissatisfaction (1.540%). Additionally, a small proportion of respondents (1.848%) remain neutral on the matter.

Syllabus in need based:

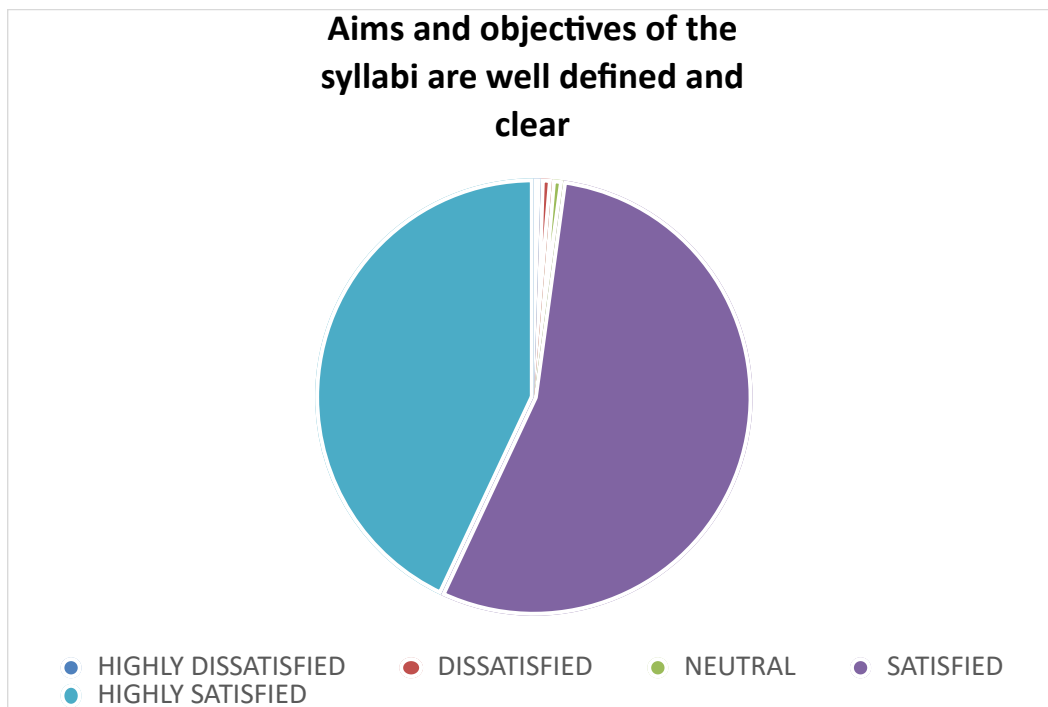
Level of Satisfaction	Frequency	Percent
HIGHLY DISSATISFIED	80	8.214
DISSATISFIED	140	14.374
NEUTRAL	55	5.647
SATISFIED	380	39.014
HIGHLY SATISFIED	304	31.211
Total	974	100



Based on the provided data, it's apparent that a significant majority of respondents, comprising 70.225%, express satisfaction or higher levels of satisfaction with the alignment of the syllabus with their needs. Specifically, 39.014% of respondents are satisfied, while 31.211% are highly satisfied. Dissatisfaction levels are relatively lower, with 22.588% of respondents expressing either dissatisfaction (14.374%) or high dissatisfaction (8.214%). Additionally, a small proportion of respondents (5.647%) remain neutral on the matter.

Aims and objectives of the syllabi are well defined and clear:

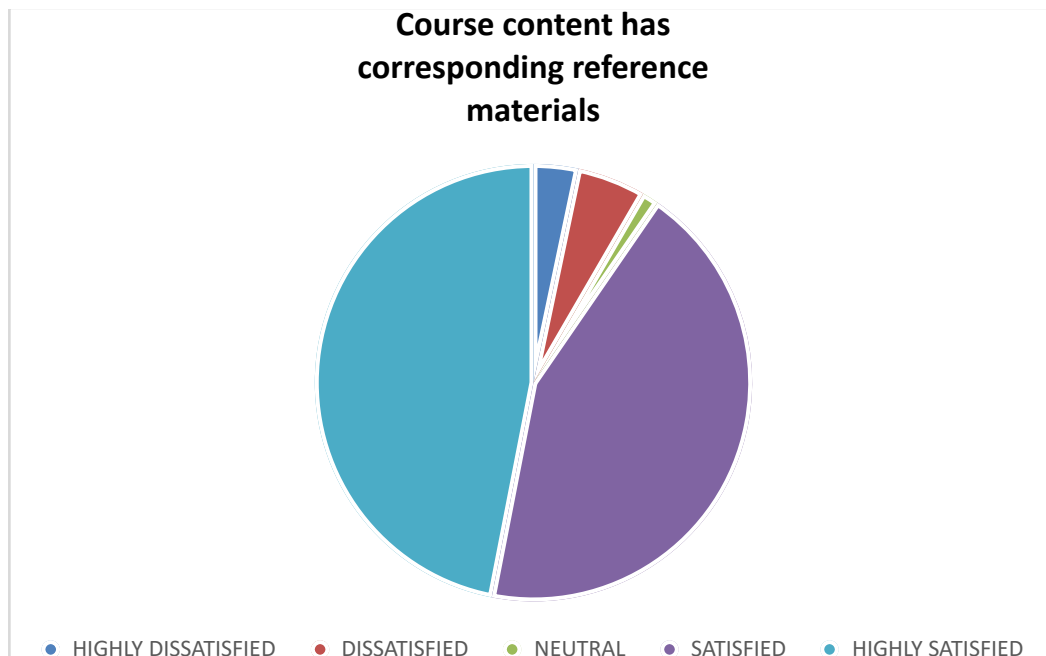
Level of Satisfaction	Frequency	Percent
HIGHLY DISSATISFIED	5	0.513
DISSATISFIED	8	0.821
NEUTRAL	8	0.821
SATISFIED	534	54.825
HIGHLY SATISFIED	419	43.018
Total	974	100



The data illustrates an overwhelmingly positive sentiment regarding the clarity and definition of the aims and objectives of the syllabi, with an impressive 97.843% of respondents expressing satisfaction or higher levels of satisfaction. Specifically, 54.825% of respondents are satisfied, while 43.018% are highly satisfied. Dissatisfaction levels are minimal, with only 1.334% of respondents expressing either dissatisfaction (0.821%) or high dissatisfaction (0.513%). Furthermore, a mere 0.821% of respondents remain neutral on the matter.

Course content has corresponding reference materials:

Level of Satisfaction	Frequency	Percent
HIGHLY DISSATISFIED	35	3.593
DISSATISFIED	54	5.544
NEUTRAL	13	1.335
SATISFIED	462	47.433
HIGHLY SATISFIED	499	51.232
Total	974	100

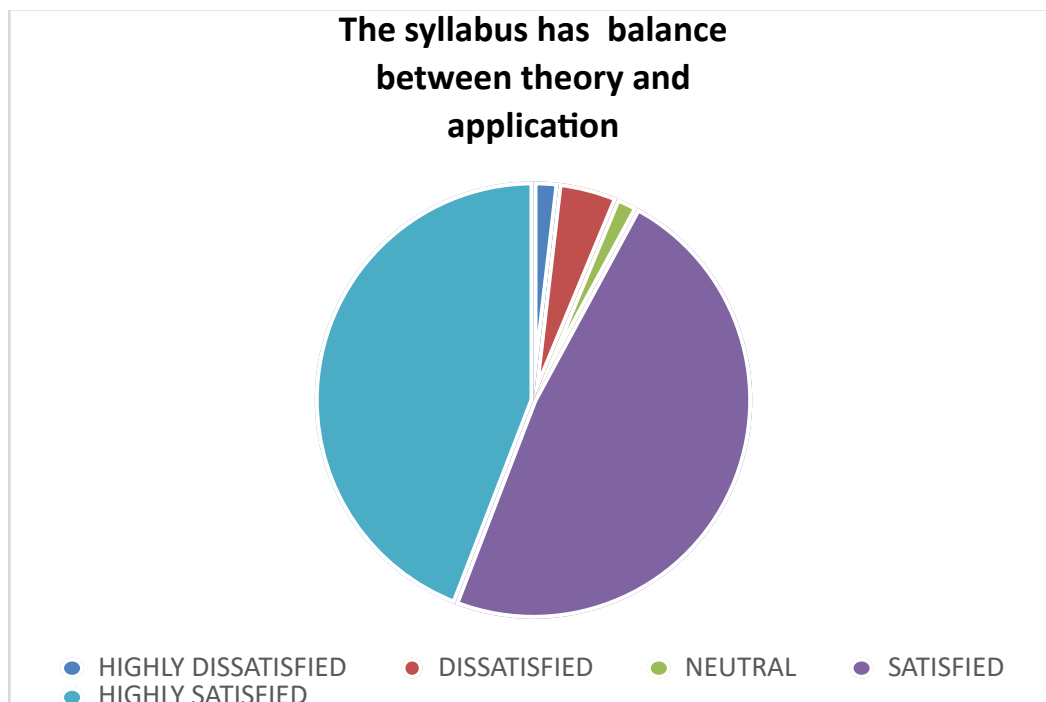


The analysis of the provided data on the aspect "Course content has corresponding reference materials" reveals a predominantly positive sentiment among respondents, with 98.665% expressing satisfaction or higher levels of satisfaction. Specifically, 47.433% of respondents are satisfied, while an impressive 51.232% are highly satisfied. Dissatisfaction levels are relatively low, with only 9.137% of respondents expressing either dissatisfaction (5.544%) or high dissatisfaction (3.593%). Furthermore, a small proportion of respondents (1.335%) remain neutral on the matter. These findings suggest a strong consensus among respondents regarding the adequacy of corresponding reference materials aligned with the

course content, underscoring the effectiveness of the educational resources provided in supporting students' learning experience

The syllabus has balance between theory and application

Level of Satisfaction	Frequency	Percent
HIGHLY DISSATISFIED	18	1.848
DISSATISFIED	43	4.415
NEUTRAL	16	1.643
SATISFIED	467	47.947
HIGHLY SATISFIED	430	44.148
Total	974	100

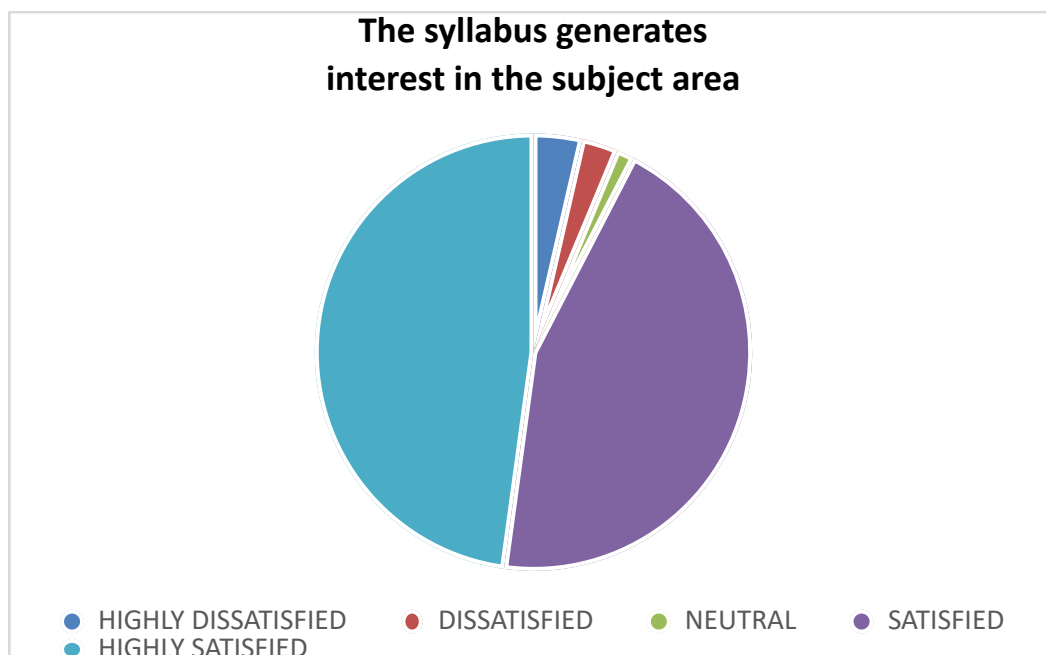


The analysis of the data for the aspect "The syllabus has balance between theory and application" highlights a generally positive perception among respondents, with 91.095% expressing satisfaction or higher levels of satisfaction. Specifically, 47.947% of respondents are satisfied, while 44.148% are highly satisfied. Dissatisfaction levels are relatively low, with only 6.263% of respondents expressing either dissatisfaction (4.415%) or high dissatisfaction (1.848%).

(1.848%). Additionally, a small proportion of respondents (1.643%) remain neutral on the matter. These findings suggest a strong consensus among respondents regarding the balance between theory and application in the syllabus, indicating its effectiveness in providing a comprehensive learning experience that integrates theoretical knowledge with practical application.

The syllabus generates interest in the subject area

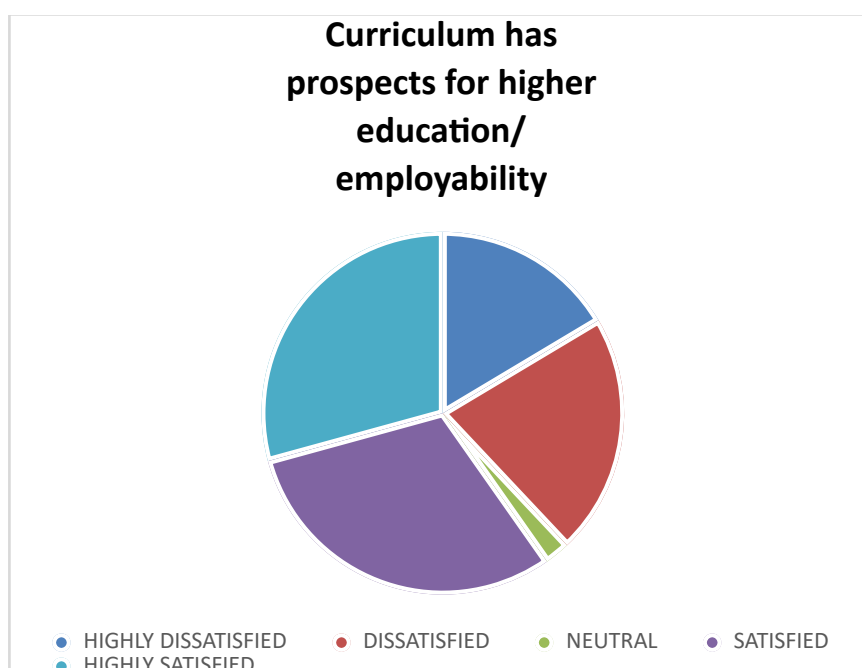
Level of Satisfaction	Frequency	Percent
HIGHLY DISSATISFIED	35	3.593
DISSATISFIED	26	2.669
NEUTRAL	13	1.335
SATISFIED	434	44.559
HIGHLY SATISFIED	466	47.844
Total	974	100



The analysis of the data for the aspect "The syllabus generates interest in the subject area" reveals a predominantly positive perception among respondents, with 92.403% expressing satisfaction or higher levels of satisfaction. Specifically, 44.559% of respondents are satisfied, while an impressive 47.844% are highly satisfied. Dissatisfaction levels are relatively low, with only 6.262% of respondents expressing either dissatisfaction (2.669%) or high dissatisfaction (3.593%). Additionally, a small proportion of respondents (1.335%) remain neutral on the matter. These findings suggest a strong consensus among respondents regarding the syllabus's ability to generate interest in the subject area, indicating its effectiveness in engaging students and fostering enthusiasm for learning.

Curriculum has prospects for higher education/ employability

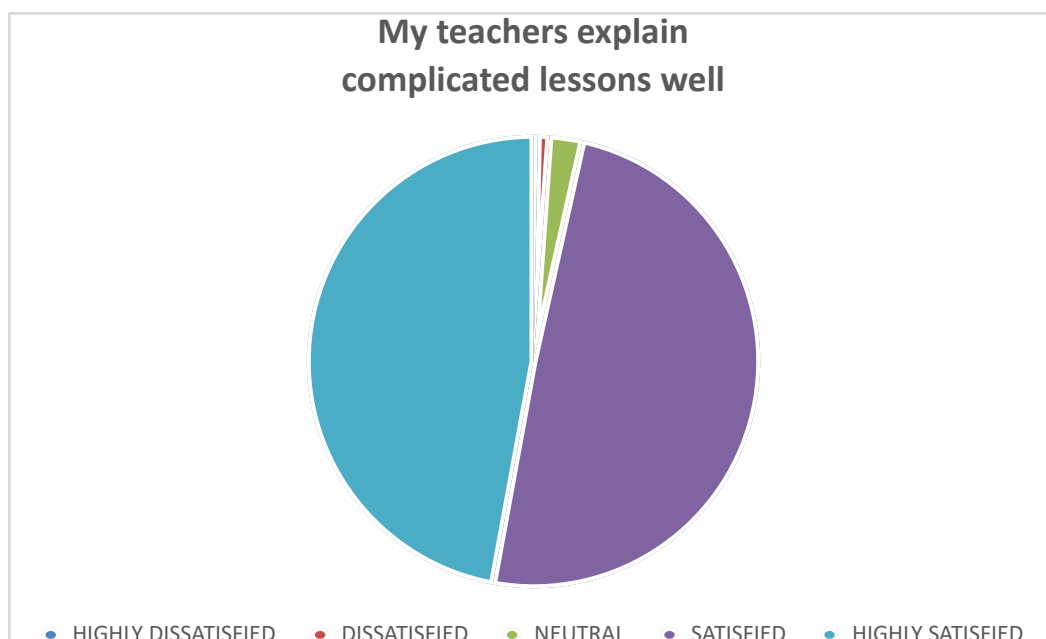
Level of Satisfaction	Frequency	Percent
HIGHLY DISSATISFIED	160	16.427
DISSATISFIED	210	21.561
NEUTRAL	22	2.259
SATISFIED	297	30.493
HIGHLY SATISFIED	285	29.261
Total	974	100



The analysis of the data for the aspect "Curriculum has prospects for higher education/employability" highlights a mix of sentiments among respondents. While a considerable proportion express satisfaction or higher levels of satisfaction, totaling 59.754%, there is also a notable portion expressing dissatisfaction, comprising 37.988% of respondents. Specifically, 30.493% of respondents are satisfied, while 29.261% are highly satisfied. On the other hand, 16.427% of respondents are highly dissatisfied, and 21.561% are dissatisfied. Additionally, a small proportion of respondents (2.259%) remain neutral on the matter.

My teachers explain complicated lessons well:

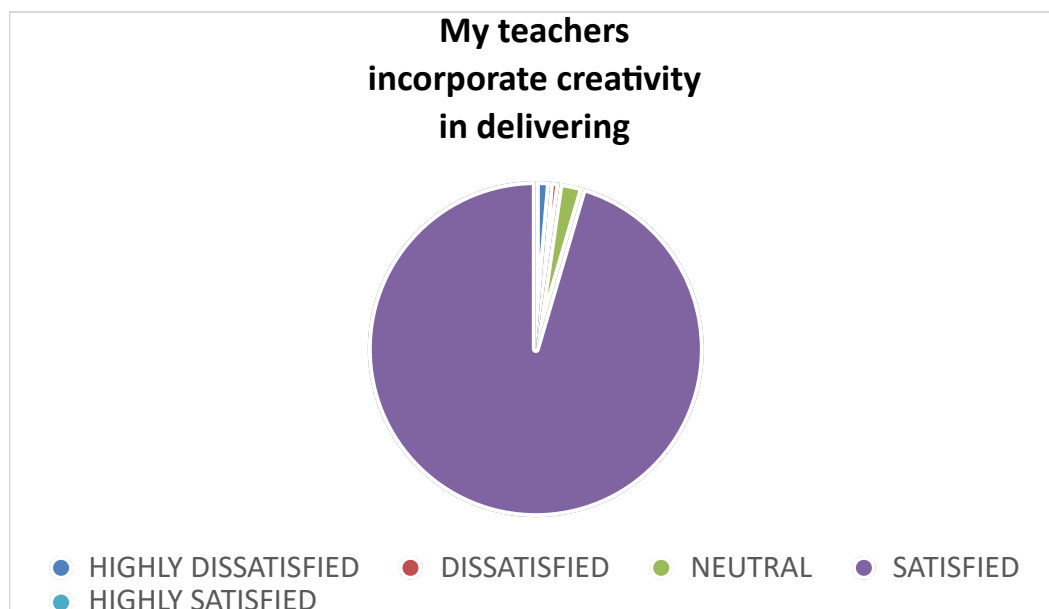
Level of Satisfaction	Frequency	Percent
HIGHLY DISSATISFIED	3	0.308
DISSATISFIED	8	0.821
NEUTRAL	23	2.361
SATISFIED	481	49.384
HIGHLY SATISFIED	459	47.125
Total	974	100



The data analysis for the aspect "My teachers explain complicated lessons well" reveals a very favorable opinion among the participants, with 96.509% expressing satisfaction or higher levels of satisfaction. Specifically, 49.384% of respondents are satisfied, while an impressive 47.125% are highly satisfied. Dissatisfaction levels are minimal, with only 1.129% of respondents expressing either dissatisfaction (0.821%) or high dissatisfaction (0.308%). Furthermore, a tiny percentage of responders (2.361%) have neutral opinion.

My teachers incorporate creativity in delivering of lessons:

Level of Satisfaction	Frequency	Percent
HIGHLY DISSATISFIED	6	0.616
DISSATISFIED	4	0.411
NEUTRAL	10	1.027
SATISFIED	419	43.018
HIGHLY SATISFIED	535	54.928
Total	974	100

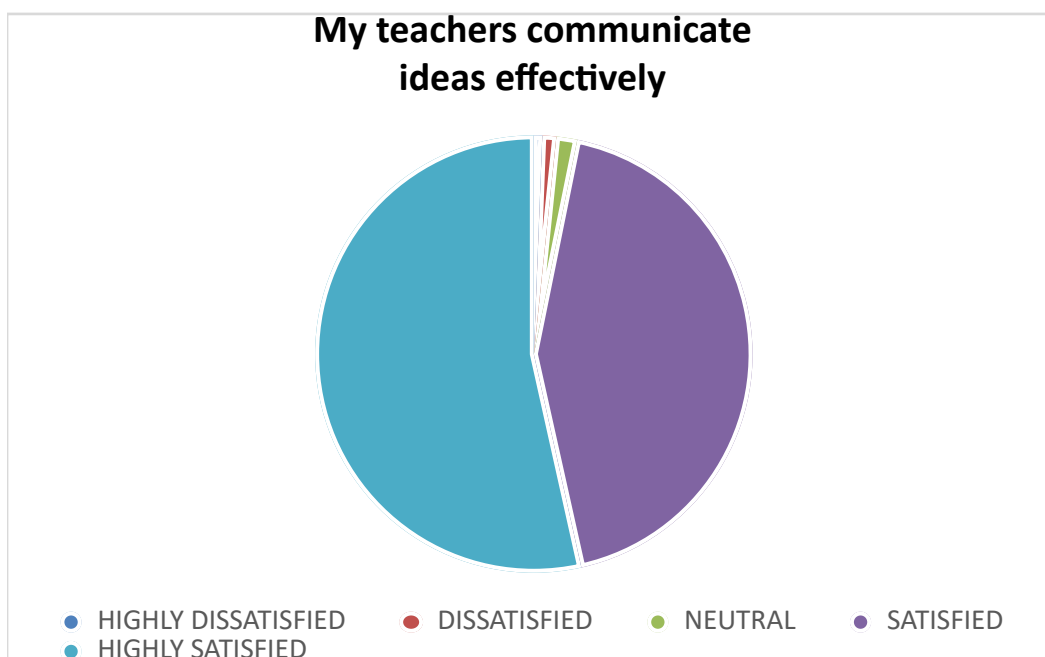


The analysis of the data for the aspect "My teachers incorporate creativity in delivering lessons" indicates a overwhelmingly positive perception among respondents, with 98.946% expressing satisfaction or higher levels of satisfaction. Specifically, 43.018% of respondents are satisfied, while an impressive 54.928% are highly satisfied. Dissatisfaction levels are

extremely low, with only 1.027% of respondents expressing either dissatisfaction (0.411%) or high dissatisfaction (0.616%). Additionally, a small proportion of respondents (1.027%) remain neutral on the matter

Level of Satisfaction	Frequency	Percent
HIGHLY DISSATISFIED	6	0.616
DISSATISFIED	10	1.027
NEUTRAL	15	1.540
SATISFIED	422	43.326
HIGHLY SATISFIED	521	53.491
Total	974	100

My teachers communicate ideas effectively

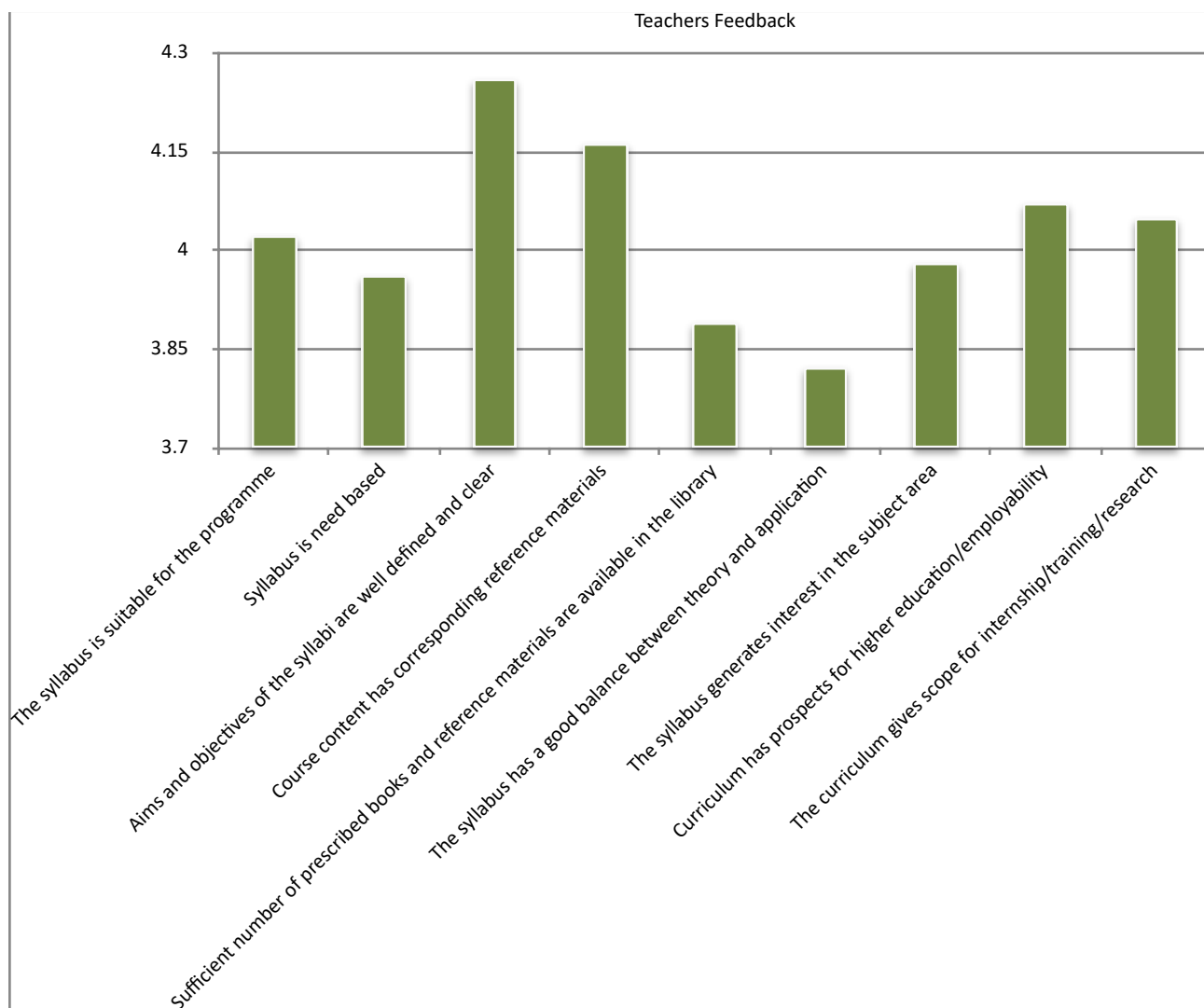


The analysis of the data for the aspect "My teachers communicate ideas effectively" suggests a strong positive perception among respondents, with 96.817% expressing satisfaction or higher levels of satisfaction. Specifically, 43.326% of respondents are satisfied, while an impressive 53.491% are highly satisfied. Dissatisfaction levels are relatively low, with only 1.643% of respondents expressing either dissatisfaction (1.027%) or high dissatisfaction (0.616%). Additionally, a small proportion of respondents (1.540%) remain neutral on the matter.

Teachers feedback

Feedback of Teachers

Statement	Mean	Standard deviation	Rank based on mean score
The syllabus is suitable for the programme	4.02	0.694	V
Syllabus is need based	3.96	0.680	VII
Aims and objectives of the syllabi are well defined and clear	4.26	0.518	I
Course content has corresponding reference materials	4.16	0.620	II
Sufficient number of prescribed books and reference materials are available in the library	3.89	0.859	VIII
The syllabus has a good balance between theory and application	3.82	0.684	IX
The syllabus generates interest in the subject area	3.98	0.640	VI
Curriculum has prospects for higher education/employability	4.07	0.622	III
The curriculum gives scope for internship/training/research	4.05	0.703	IV



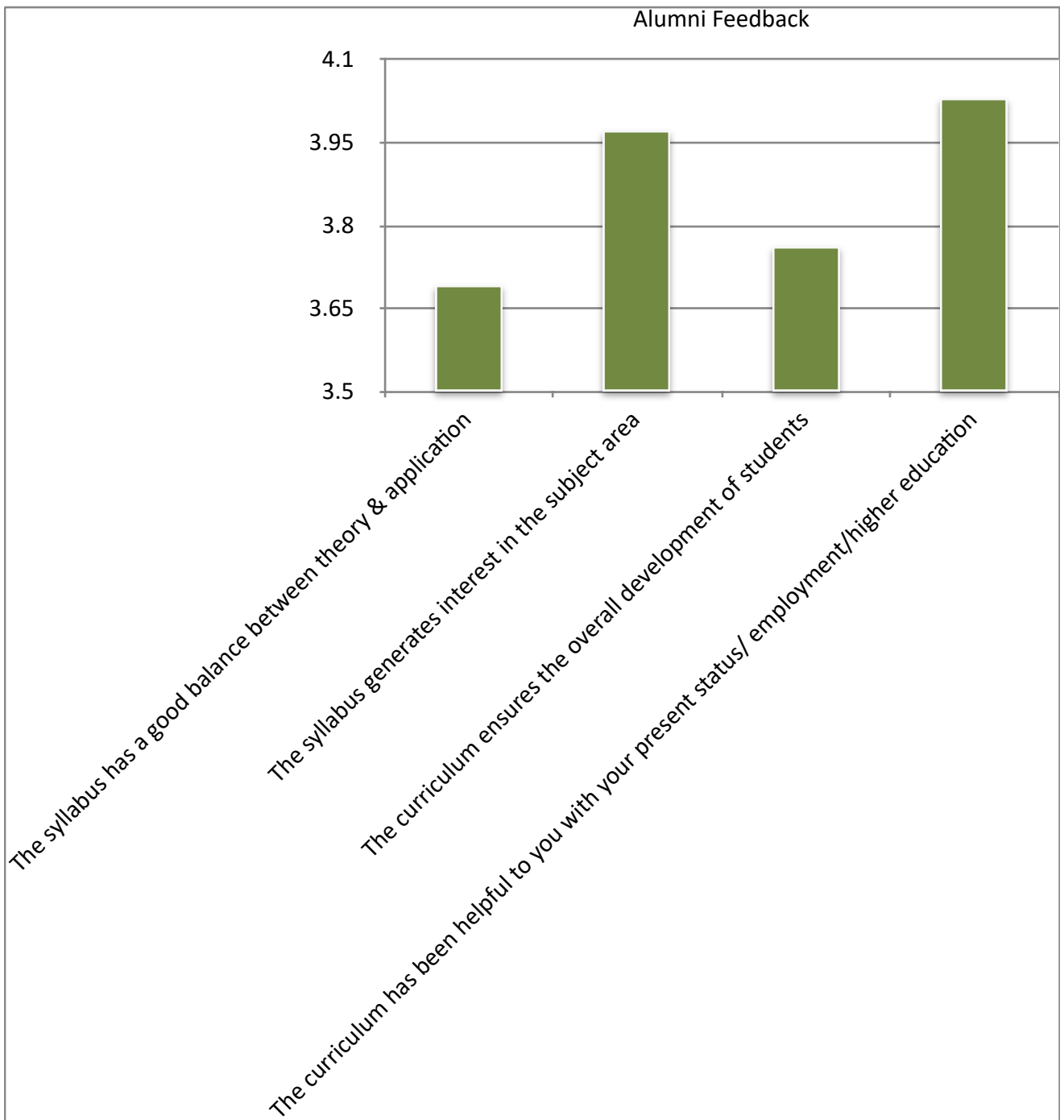
According to the feedback provided by the teachers it is clear that, the mean score ranked first on the statement, “Aims and objectives of the syllabi are well defined and clear” as score 4.26, followed by the statements “Course content has corresponding reference materials” as score 4.16, statements “Curriculum has prospects for higher education/employability” and “The curriculum gives scope for internship/training/research” as score 4.07, then statement “The syllabus is suitable for the programme” as score 4.02, the statement “The syllabus generates interest in the subject area” as score 3.98, the statement “Syllabus is need based” as score 3.96, the statement “Sufficient number of prescribed books and reference materials are available in the library” as score 3.89 and the statement “The syllabus has a good balance between theory and application” as score 3.82.

The teacher’s feedback indicates that the majority responded that the aim and objectives of the syllabi are well defined and clear.

Alumni Feedback

Descriptive Statistics (Feedback of Alumni)

Statements	Mean	Standard deviation	Rank based on mean score
The syllabus has a good balance between theory & application	3.69	0.849	IV
The syllabus generates interest in the subject area	3.97	0.778	II
The curriculum ensures the overall development of students	3.76	0.872	III
The curriculum has been helpful to you with your present status/ employment/ higher education	4.03	0.731	I



The mean score comparison of alumni feedback reveals that, “The curriculum has been helpful to you with your present status/ employment/ higher education” which is the most important feedback. It has been followed by statement “The syllabus generates interest in the subject area”, “The curriculum ensures the overall development of students” and “The syllabus has a good balance between theory & application”.

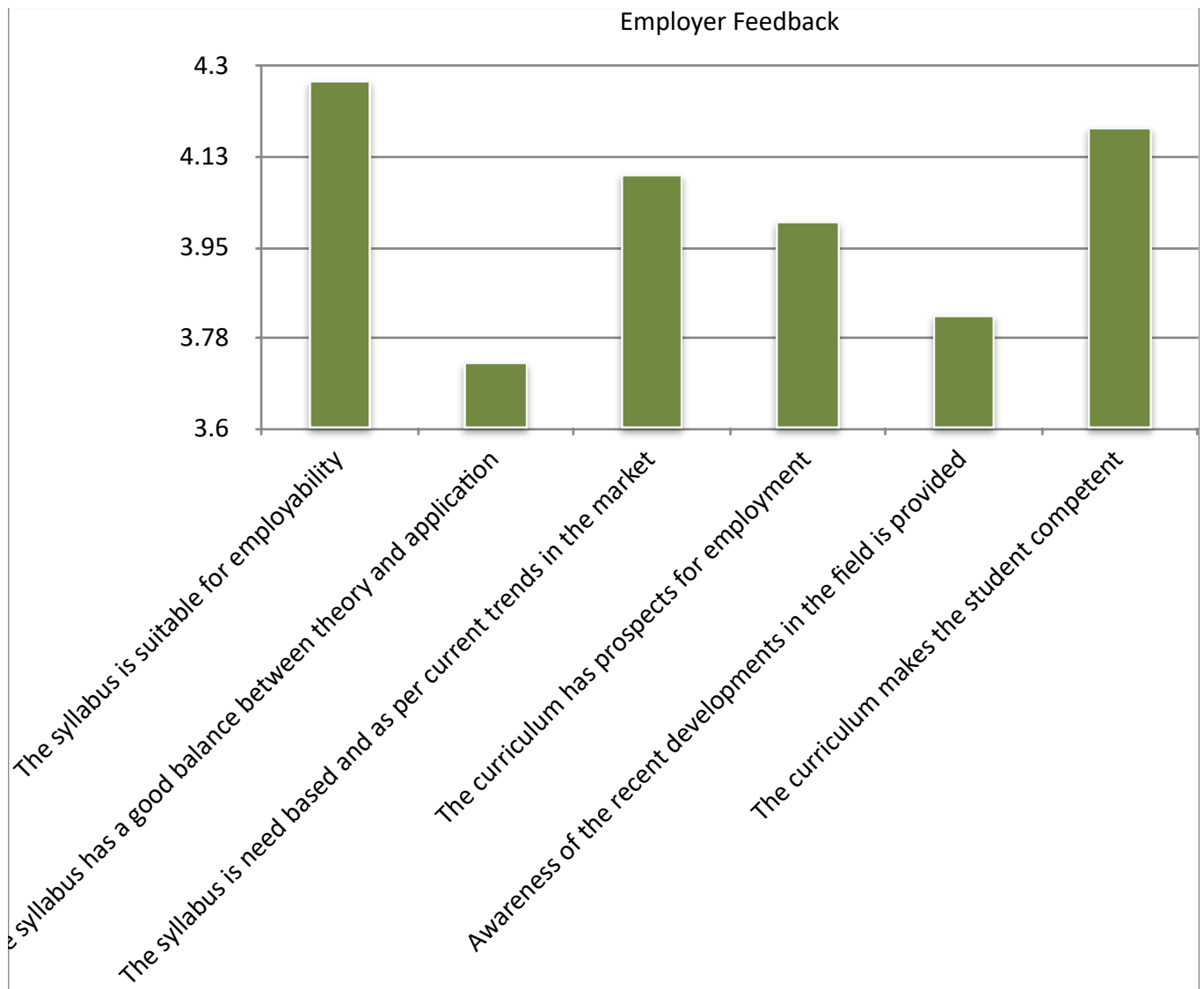
The result indicates that the main feedback of Alumni is that they are satisfied with the curriculum, which helped to develop the status.

Employer Feedback

Feedback of Employer

Statement	Mean	Standard deviation	Rank based on mean score
The syllabus is suitable for employability	4.27	0.467	I
The syllabus has a good balance between theory and application	3.73	0.786	VI
The syllabus is need based and as per current trends in the market	4.09	0.831	III
The curriculum has prospects for employment	4.00	0.632	IV
Awareness of the recent developments in the field is provided	3.82	0.750	V
The curriculum makes the student competent	4.18	0.404	II

The mean score of Employer's feedback explains that "The syllabus is suitable for their employability" as mean score 4.27, which is followed by "The curriculum makes the student competent" as mean score 4.18, "The syllabus is need based and as per current trends in the market" as mean score 4.09, "The curriculum has prospects for employment" as mean score 4.00, "Awareness of the recent developments in the field is provided" as mean score



3.82 and “The syllabus has a good balance between theory and application” with mean score 3.73. The Employer’s feedback indicates that the majority responded that the syllabus suitable for their employment.